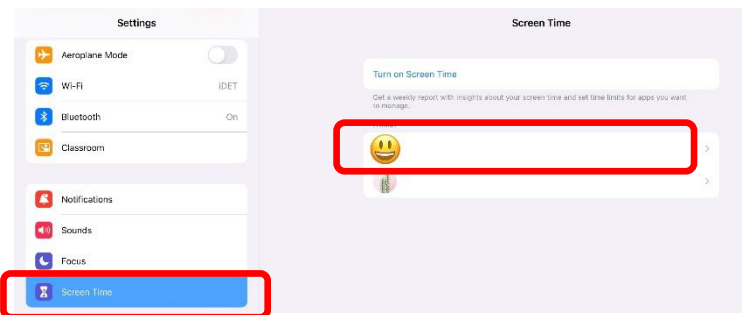




Screen Time Restrictions

Screen Time allows you to monitor and control your child's *Screen Time* for **home** and **school**. After setting up [Family Sharing](#), follow the below instructions:

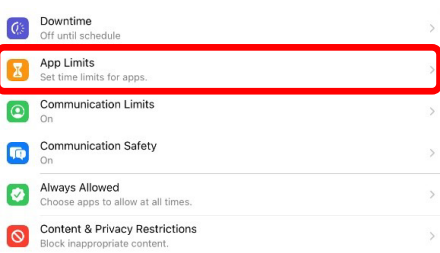


NOTE:

- You will be prompted to create a 'screen time password'.
- Children should **not** know this passcode.
- This must be a **different** passcode to the 'lock screen' passcode.

Step 1.


- Open *Settings App* > *Screen Time* > select your child's name
- Select *turn on Screen Time* * Repeat Steps 1-15 for all children



Step 2.

App Limits prevents your child from accessing home games during school time.

- Select *App Limits*

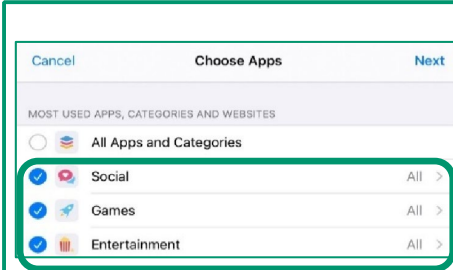


Step 3.

- Select *ADD LIMIT*

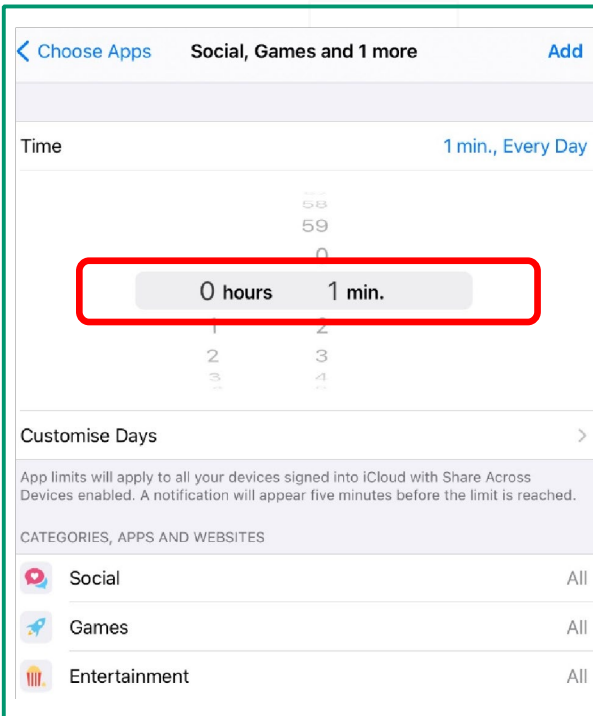


We're Wynnum, We're PROUD



Step 4.

- Select the following categories:
 - ✓ Social
 - ✓ Games
 - ✓ Entertainment
- Select **Next**

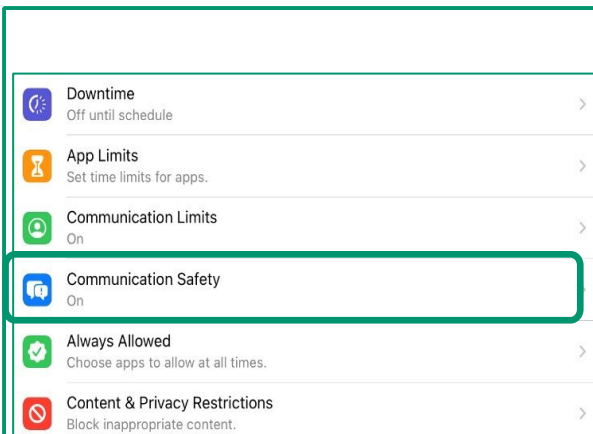


Step 5.

- Set *Time* for **1 min., Every Day**

Setting up these app limits will prevent your child accessing games at school.

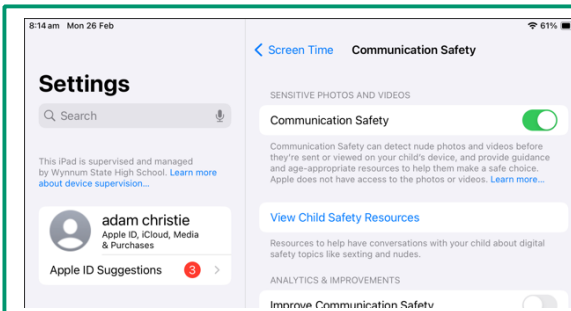
- Select **<** to go back



Step 6.

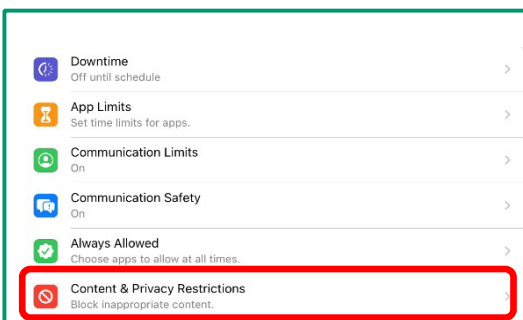
New safety features.

- Select *Communication Safety*



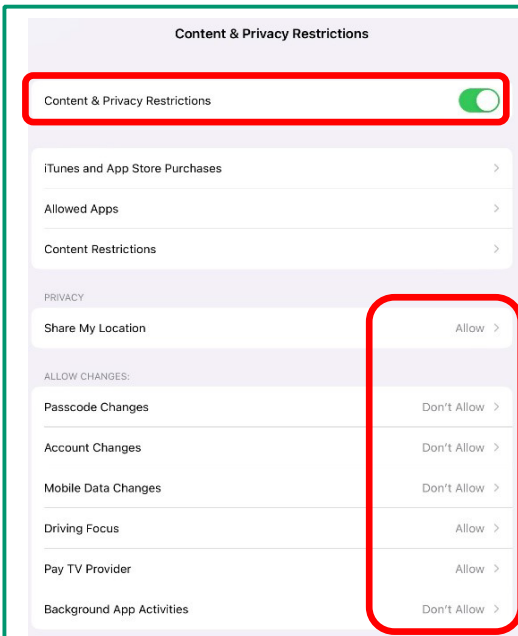
Step 7.

- Activate *Communication Safety* (slide to green)
- Select < to go back



Step 8.

- Select *Content & Privacy Restrictions*



Step 9.

- Activate *Content & Privacy Restrictions* (slide to green)
- Set *Privacy* and *Allow Changes* options as shown to **Allow/ Don't Allow**



Step 10.

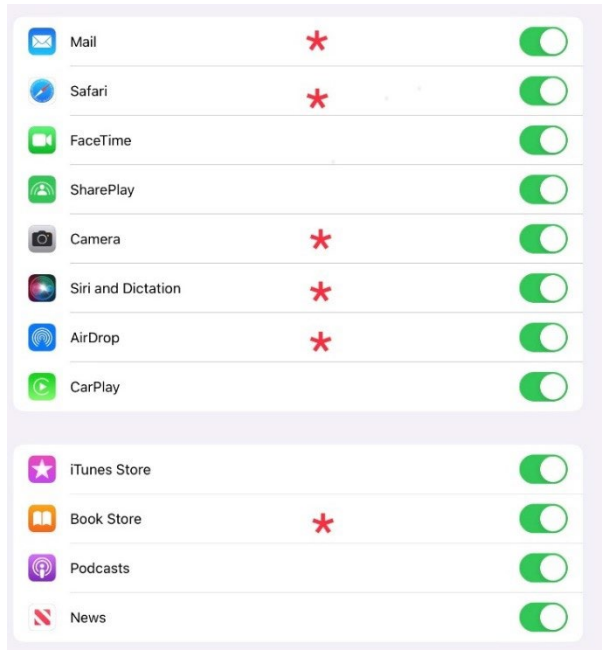
- Select *iTunes and App Store Purchases*

Step 11.

- Set options as shown to **Allow/ Don't Allow**
- Set require password to **Always Require**
- Select < to go back

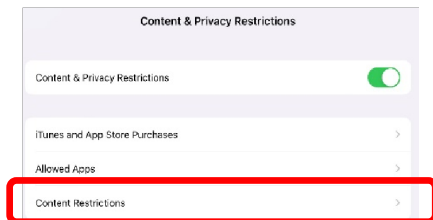
Step 12.

- Select *Allowed Apps*



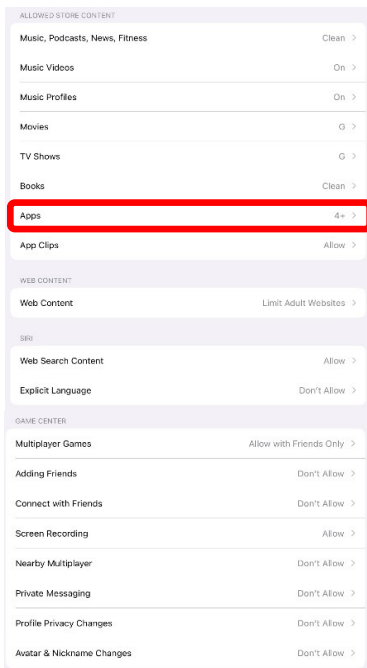
Step 13.

- Swipe the apps with a red asterisk (*) as shown in the image to **green**.
 - Mail
 - Safari
 - Camera
 - Siri and Dictation
 - AirDrop
 - Book Store
- All other Apps are at your discretion
- Select < to go back



Step 14.

- Select *Content Restrictions*



Step 15.

Prevent your child accessing inappropriate content.

- o Set ALL *restrictions* as shown in the image
- o Select minimum age suitable for your child (4+, 9+, 12+) for *Apps*

NOTE: With every iPadOS Update, check the Screen Time Restrictions have not reverted to factory settings.